

STEPS FOR SUBMITTING PAPER

Langkah 1 : Layari <http://tatiuc.edu.my/icet2016> & klik "Submit Paper Now"

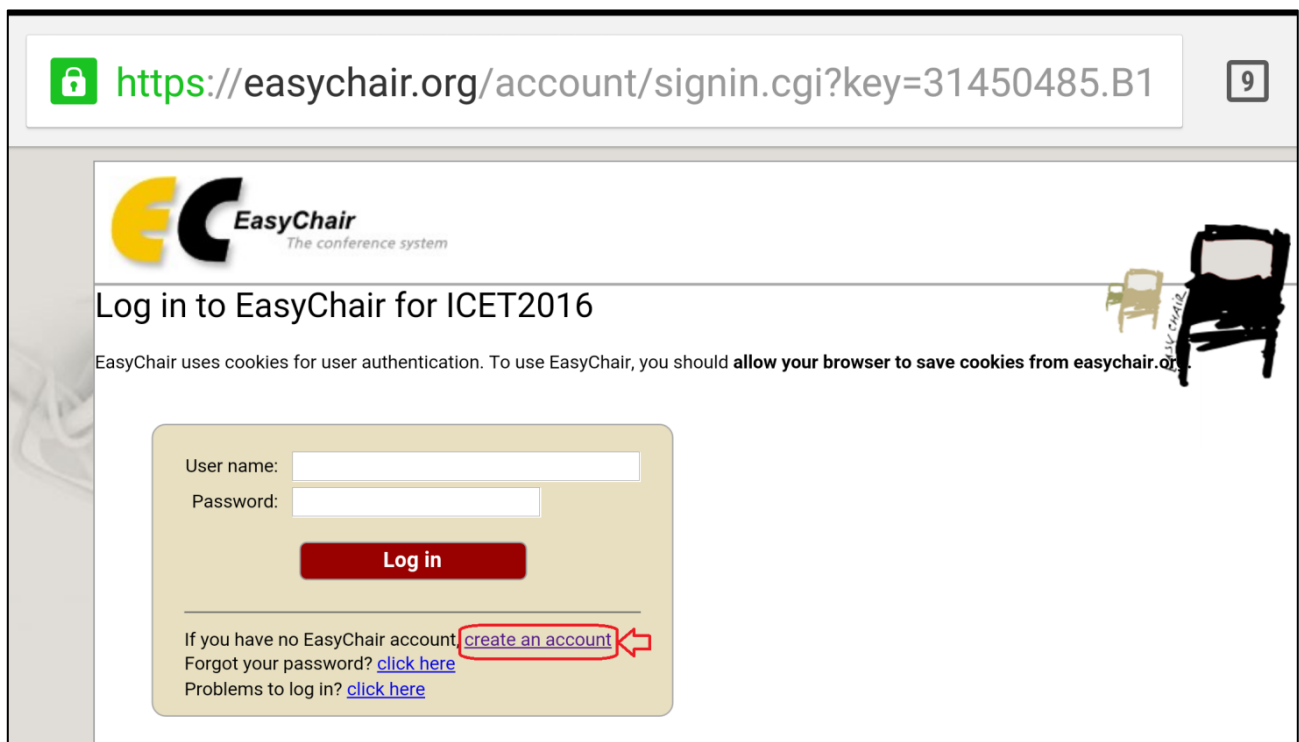
Step 1: Visit <http://tatiuc.edu.my/icet2016> and click the button "Submit Paper Now"



The screenshot shows the website for the 3rd International Conference on Engineering Technology 2016 (ICET 2016). On the left, there is a navigation menu with categories 'MENU' and 'APPLICATION'. Under 'APPLICATION', the 'Submit Paper Now' button is highlighted with a red box and a red arrow. The main content area features a banner for the conference and a text block stating: "3rd International Conference on Engineering Technology 2016 (ICET 2016) will be held in Kijal, Terengganu, Malaysia in August 2016. ICET 2016 is intended to provide a platform for researchers, engineers, academicians as well as practitioners from all over the world to present their latest research findings,"

Langkah 2: Cipta akaun

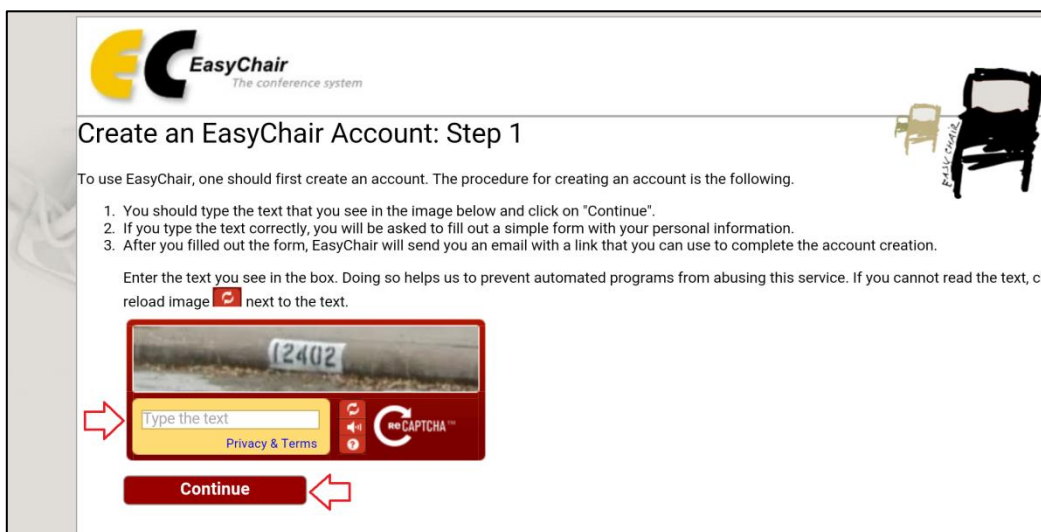
Step 2 : Create an Account



The screenshot shows the EasyChair login page for ICET2016. The browser address bar displays the URL: <https://easychair.org/account/signin.cgi?key=31450485.B1>. The page features the EasyChair logo and the text "Log in to EasyChair for ICET2016". Below the login form, there is a link "create an account" highlighted with a red box and a red arrow. Other links include "Forgot your password? [click here](#)" and "Problems to log in? [click here](#)".

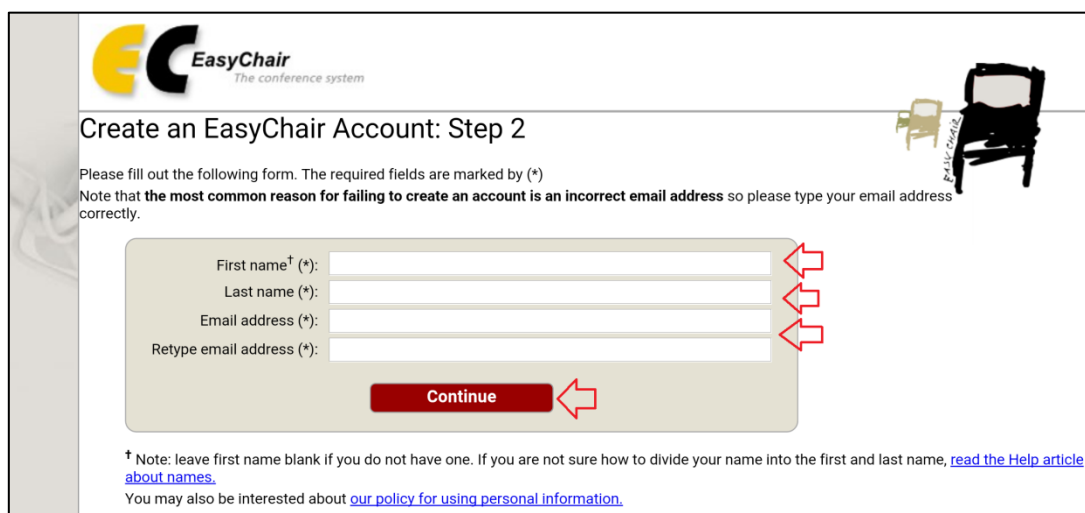
Langkah 3: masukkan Captcha dan klik butang teruskan

Step 3: fill in the Captcha and click the continue



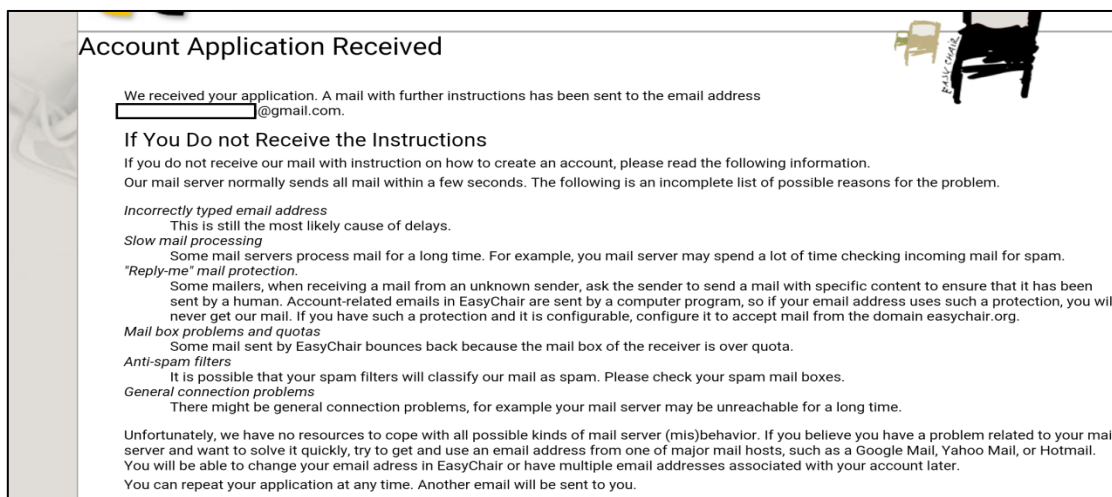
Langkah 4 : Isi maklumat diperlukan dan klik butang teruskan

Step 4: fill in the required information and click the continue



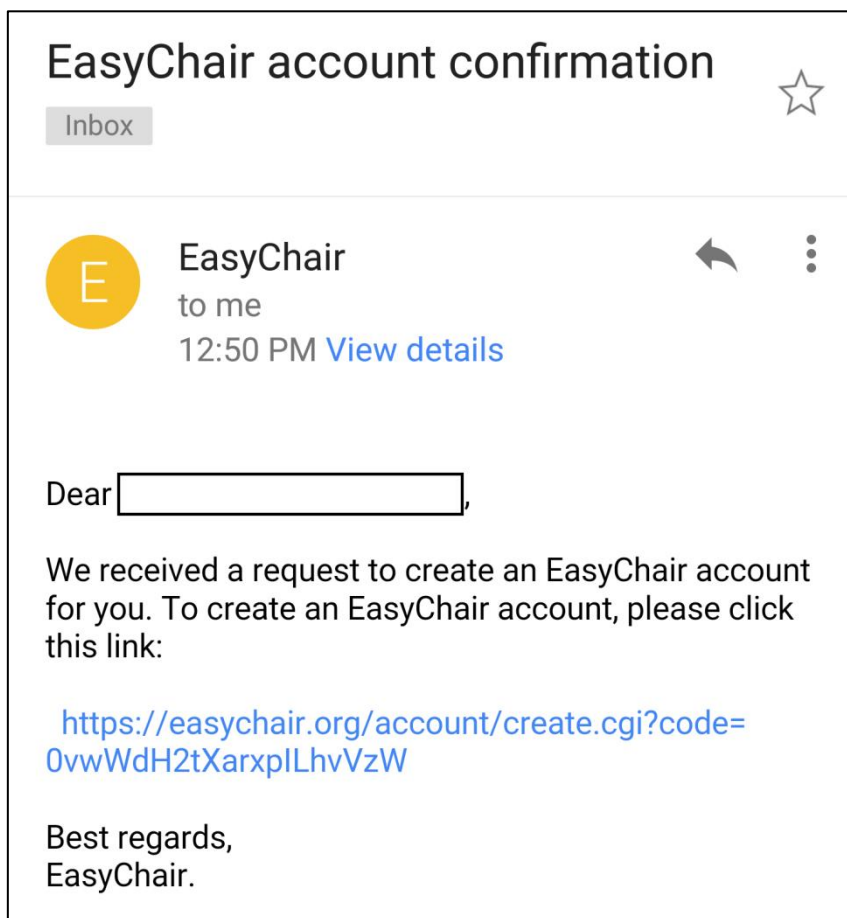
Langkah 5 : Emel pengesahan dihantar ke emel anda.

Step 5: confirmation emails are sent to your email



Langkah 6 : Tekan pada pautan untuk sahkan emel anda.

Step 6: click on the link to verify your email.



Langkah 7 : Isi butir-butir berikut dan selesai.

Step 7: fill in the following details and you're done.

The form is titled 'Create an EasyChair Account: Last Step' and features the EasyChair logo (The conference system) and a chair icon. A message reads: 'Hello W. Ab. Kadir Bin Ibrahim! To complete the creation of your account please fill out the following form. You should create the account within 20 minutes, otherwise you will have to fill out this form from scratch.' The form fields are: 'User name:' (with a note 'User names are case-insensitive'), 'First name*:', 'Last name (*)', 'Company/organization (*)', 'Web site:', 'Phone (*)', 'Address, line 1 (*)', 'Address, line 2:', 'City (*)', 'Post code (*)', 'State (US only) (*)' (dropdown), 'Country (*)' (dropdown), 'Password (*)', and 'Retype the password (*)'. A red 'Create my account' button is at the bottom. A footnote states: '† Note: leave first name blank if you do not have one. If you are not sure how to divide your name into the first and last name, read the Help article about names. You may also be interested about our policy for using personal information.'